







Learn at Home with PBS KIDS



Celebrating Fall

BINGO

klrn 





Learn at Home with PBS KIDS

**Week of
October 19th**

Hello, Families!

Welcome to "**Learn Along**" Bingo! We're happy to share PBS KIDS activities with you and to work with PBS member stations and community partners across the country to help support learning at home. With "Learn Along" Bingo, children can view, explore, and play as they learn alongside their PBS KIDS friends on the PBS KIDS 24/7 channel. We hope your family will use it to inspire learning each and every day.

It's Celebrating Fall Week!

In this packet, there are printable activities and everyday learning ideas for you and your child to choose from. As you complete each square, mark it off to celebrate the learning.

Learning Spotlight: "Investigating Plants"

This week, we're learning how to investigate plants. We will observe different plants, ask questions, and take steps to answer the questions.


Show What You Know: Signs of Fall

The last activity in this packet is a perfect way for children to show what they've learned about investigating plants with a grown up.

Tune in: Watch NATURE CAT at 12pm EDT on Tuesday, October 20th on the PBS KIDS 24/7 channel.

Ready for more? Watch your favorite PBS KIDS shows on the 24/7 channel and live stream at pbskids.org/video/livetv or on your local PBS station.

Happy learning!
PBS KIDS




Find free activities, articles and tips to support at-home learning on pbskidsforparents.org

PBS KIDS and the PBS KIDS Logo are registered trademarks of Public Broadcasting Service. Used with permission.




Celebrating Fall


BINGO




Daisy's Garden




Play, "I Spy Signs of Fall." What in nature are clues that the season is changing?




Make Tracks



Collect 10 leaves.
How are they all alike?
How is each unique?



Signs of Fall



How is the weather in Fall different from Spring?
Tell someone.



It's Slime Time



Write a poem using the words: Autumn, season, weather, and colors.



Spooky Scavenger Hunt

Grades 1-2

Find more games and activities at pbs.org/parents/learn-at-home

PBS KIDS and the PBS KIDS Logo are registered trademarks of Public Broadcasting Service. Used with permission.

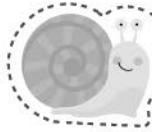
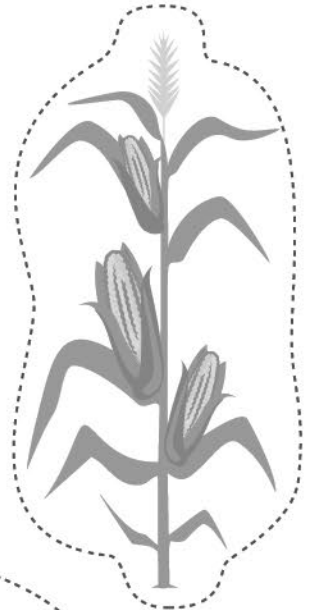
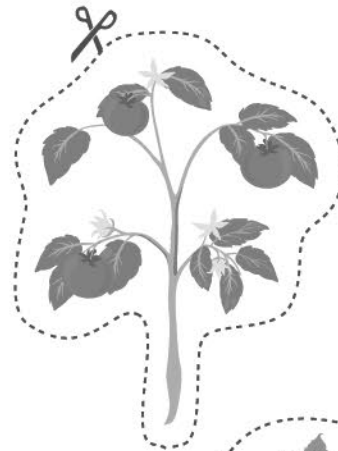


Daisy's Garden

To survive and thrive, plants need light, air, water, nutrients, and space.

TALLY HO! LET'S HAVE FUN!

1. Color and then cut out the plants and characters.
2. Identify which plants are vegetables and which are flowers. How many can you name?
3. Think about how they are similar and what makes them different.
4. Arrange the cut outs in the garden just the way you like.





Daisy's Garden





Make Tracks

Name _____



When you walk in wet sand, snow or mud, you leave behind a footprint. Animals do, too! We call those prints "tracks" and you can look for them on the ground the next time you're exploring!


You can also make your own tracks to compare with other prints! Using crayons or markers, make YOUR nature tracks.

What You Need:

- Crayons or markers
- Colored paper pieces
- Poster board (if you want to make a collage of tracks)
- Safety scissors
- Tape or glue

What to Do:

- 1. Trace your hand or foot:** Be very still and ask someone to trace your hand or foot with a crayon or marker.
- 2. Switch places:** Now help your partner trace their hand or foot.
- 3. Color your tracks:** Use crayons or markers to color in your tracks however you like!
- 4. Make tracks:** Trace more handprints and footprints on paper. Cut out each one and paste them to make a handprint or footprint wreath.



Find more games and activities at pbskidsforparents.org



Make Tracks

_____ Name




Find more games and activities at pbskidsforparents.org



IT'S SLIME TIME!

DIFFICULTY: EASY (REQUIRES ADULT SUPERVISION)

It's gooey and sticky and squishy! It's slime! Plants, animals – even you – make a kind of slime to help stay healthy. Nature Cat, Daisy, Squeeks, and Hal used slime to keep Ronald away from Nature Cat's favorite ball of yarn. Here's how YOU can make super squishy edible slime. What will you use it for?



MATERIALS



- Two cups water
- Three heaping teaspoons of Tapioca Flour (also called Tapioca Starch)
- All natural food coloring (optional)
- One teaspoon small pearl tapioca (optional) (works best if you soak in water for several hours before cooking)
- Saucepan
- Wooden spoon
- Heat-safe bowl



LET'S MAKE SOME SLIME!

- 1 Combine the water and tapioca in a saucepan and stir until dissolved. Add five drops of food coloring (optional).
- 2 Bring to a boil over medium-high heat while stirring constantly. You will notice the color change from opaque to transparent.
- 3 Reduce heat and continue cooking for 5 to 10 minutes.



For more printables, go to pbskidsforparents.org



- 4 As the mixture starts to thicken, use the spoon to scrape along the bottom and the sides.
- 5 When the slime is ready, pour into a heat-safe bowl and let cool. Less time will produce a more liquid-like slime. Boiling the mixture longer will make it gooier. It's up to you! The mixture will continue to thicken overnight.
- 6 It's Slime Time!



A CLOSER LOOK AT SLIME

What does the slime feel like?

Is it a liquid like water?

Or is it solid like a rock?



NOTE FOR PARENTS AND TEACHERS

- This activity can also be done with a microwave, by putting the ingredients in a bowl and microwaving for three to four minute intervals. Stir and check for desired consistency between each heating.
- The disadvantage here is that children can't watch the thickening process as it shifts from liquid to semi solid.




For more printables, go to pbskidsforparents.org



Spooky Scavenger Hunt

Go on a spooky scavenger hunt to find these items:


- A spider web
- Something prickly
- A black cat
- A leaf the color of a pumpkin
- Something slimy
- A bug
- Something wet
- A full moon
- Something that smells bad



Nocturnal Nonsense

Nocturnal animals use ALL their senses to help guide them around in nature when it's dark at night. Take turns with someone else to experience what it's like to be nocturnal.

- Use a soft cloth or a bandana to cover your eyes.
- Have your partner place a mystery item in your hands.
- Use your senses of smell, touch, and hearing to guess what the item is.
- Take a peek and see if you guessed correctly!
- Trade places with your partner and let them take a turn guessing.



How many did you guess correctly? _____

How many did your partner guess correctly? _____

What made it easy or difficult to guess the mystery items?

Funded by:



Find more games and activities at pbskidsforparents.org

PBS KIDS and the PBS KIDS Logo are registered trademarks of Public Broadcasting Service. Used with permission.
Wild Kratts® © 2020 Kratt Brothers Co. Ltd./ 9 Story Media Group Inc. Wild Kratts®, Creature Power® are owned by Kratt Brothers Company Ltd.
Corporate Funding of Wild Kratts is brought to you by Target and Adventure Academy. All rights reserved.



Signs of Fall

Name _____




The next time you're outdoors, exercise your powers of **observation**, or paying careful attention, to notice the world around you. What signs of Fall do you see? You can use a **journal**, or a written record of your observations and thoughts. Try it out with this nature journal. Make drawings and notes of what you see and record your thoughts. Did you see anything unexpected? Don't forget, you can ask someone else to lend a hand if you need help with the words you want to write in your journal.



What I Observed

Large empty rectangular box for writing observations.



I noticed...

Four horizontal lines for writing notes.

Date: _____

Find more games and activities at pbskidsforparents.org



Learn at Home with PBS KIDS

Schedule Begins October 5, 2020

Explore reading, math, science, life lessons, and more on the PBS KIDS 24/7 channel and live stream! The TV schedule below offers you and your child a chance to learn anytime alongside your favorite PBS KIDS characters.



TIME (M-F)	SHOW	GRADE	LEARNING GOAL
6/5c am	Splash and Bubbles	PK-K	Science
6:30/5:30c am	WordWorld	PK-K	Literacy
7/6c am	Peg + Cat	PK-K	Math
7:30/6:30c am	Peep and the Big Wide World	PK-K	Science
8/7c am	Sid the Science Kid	PK-K	Science
8:30/7:30c am	Super WHY!	PK-K	Literacy
9/8c am	Pinkalicious & Peterrific	PK-1	The Arts
9:30/8:30c am	Clifford the Big Red Dog	PK-K	Social & Emotional Learning, Literacy
10/9c am	Let's Go Luna!	K-2	Social Studies
10:30/9:30c am	Dinosaur Train	PK-K	Science
11/10c am	The Cat in the Hat Knows a Lot About That!	PK-1	Science & Engineering
11:30/10:30c am	Martha Speaks	K-2	Literacy
12 pm/11c am	Nature Cat	K-3	Science
12:30 pm/11:30c am	Ready Jet Go!	K-2	Science & Engineering
1/12c pm	Arthur	K-2	Social & Emotional Learning
1:30/12:30c pm	Odd Squad	K-2	Math
2/1c pm	Cyberchase	1-5	Math
2:30/1:30c pm	Molly of Denali	K-2	Literacy
3/2c pm	Pinkalicious & Peterrific	PK-1	The Arts
3:30/2:30c pm	Elinor Wonders Why	PK-K	Science & Engineering
4/3c pm	Sesame Street	PK-K	Literacy, Math, Social & Emotional Learning
4:30/3:30c pm	Daniel Tiger's Neighborhood	PK-K	Social & Emotional Learning
5/4c pm	Curious George	PK-K	Math, Science & Engineering
5:30/4:30c pm	Curious George	PK-K	Math, Science & Engineering
6/5c pm	Wild Kratts	K-2	Science
6:30/5:30c pm	Wild Kratts	K-2	Science

Access FREE, at-home learning activities, tips, and more on pbskidsforparents.org



Learn at Home with PBS KIDS

Play and learn anytime and anywhere with free apps from PBS KIDS! Use the chart below to find the app that aligns to your child's grade, learning goal, and favorite PBS KIDS show - then download it on your on your mobile or tablet device to play online, offline, or anytime.


Apps for Social & Emotional Learning

Daniel Tiger for Parents	PK-K	Social & Emotional Learning
PBS KIDS Games app	K-2	Multiple Learning Goals
PBS KIDS Video app	K-2	Multiple Learning Goals




Apps for Literacy Learning

Dinosaur Train A to Z	PK-K	Literacy, Science
Molly of Denali	K-2	Literacy
PBS KIDS Games app	K-2	Multiple Learning Goals
PBS KIDS Video app	K-2	Multiple Learning Goals



Apps for STEM Learning (Science, Technology, Engineering & Math)

PBS Parents Play & Learn	PK-K	Literacy, Math	Ready Jet Go! Space Explorer	K-2	Science
Play & Learn Engineering	PK-K	Science and Engineering	Ready Jet Go! Space Scouts	K-2	Science and Engineering
Play & Learn Science	PK-K	Science	Nature Cat's Great Outdoors	K-3	Science
Splash and Bubbles for Parents	PK-K	Science	PBS KIDS ScratchJr	1-2	Coding
Splash and Bubbles Ocean Adventure	PK-K	Science	Outdoor Family Fun with Plum	1-3	Science and Engineering
The Cat in the Hat Builds That!	PK-K	Science and Engineering	Cyberchase Shape Quest	1-5	Math, Science
The Cat in the Hat Invents	PK-K	Science and Engineering	PBS KIDS Games app	K-2	Multiple Learning Goals
Jet's Bot Builder: Robot Games	K-2	Science and Engineering	PBS KIDS Video app	K-2	Multiple Learning Goals
Photo Stuff with Ruff	K-2	Science			



pbskids.org/apps

